


All-steel bar clamps for industrial application



Medium duty all-steel bar clamp, S series

- Made in Germany
- Includes standard rail profile, heavy duty pad.

	Clamping Capacity	Throat Depth	Clamping Force	Price
SGL-8	8"	4 ¾"	1800 lbs	\$84.15
SGL-12	12"	4 ¾"	1800 lbs	\$91.31
SGL-24	24"	4 ¾"	1800 lbs	\$113.26
SQ-4*	6"	4 ¾"	1330 lbs	\$55.29
SQ-8	8"	5 ½"	2660 lbs	\$95.51
SQ-12	12"	5 ½"	2660 lbs	\$118.62
SQ-20	20"	5 ½"	2660 lbs	\$159.98

*SQ-4 has a standard pad.

FROM
55²⁹

67¹⁰ Variable angle device
VAD Fits SQ




Induction bearing heater, SC 110V

- Extend bearing life and cut operating cost by eliminating hammering and pounding to cold-mount bearings.
- Works on bearings, sprockets, gears, couplings and sleeves.
- Demagnetizes bearings – easy to use, ready in minutes.
- Single phase 60 hz units. 50 hz versions available as special request.
- Bearing capacity: 4" x 11" O.D. (14" OD with optional raising blocks).

	Voltage	Standard Cross Bars	Optional Cross Bars	Approx. Weight
SC 110V	120V (17 amp)	¾, 2	1 ¼	49.60 lbs

*Bearings not included

2160³⁰



Drill press vise, BV-DP40

- Malleable cast iron body with a powder coated finish
- Machined spindle; grooved jaw for a firm, secure grip
- Elongated holes for easy fastening onto a drill press or work surface.

	Jaw Width	Jaw Opening	Throat Depth
BV-DP40	4"	4 ½"	1 ½"

28⁰⁶

Newsletter & Offers...

Sign up for news & exclusive offers from BESSEY® by emailing your request to info@besseytools.com

Join us on...

- facebook.com/BesseyToolsNorthAmerica
- instagram.com/besseytools_na/
- twitter.com/BesseyTools
- youtube.com/user/BesseyTools
- besseytools.com





TW...2K



TW...K



TW...H



Welding table clamp, fixed throat depth TW

FROM **51¹⁰**

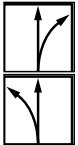

- Precise, individual clamping with variable height and fixed throat depth.
- Tempered profile and sliding arm for strong, dependable, clamping.
- Available with: high quality 2-component plastic handle; T-Bar with rounded ends; or lever handle.

	Handle Style	Hole Diameter	Clamping Capacity	Nominal Throat Depth	Rail Profile	Clamping Force	Price
TW28-30-14-2K	Composite	28 mm	12"	5 1/2"	1 1/8" - 7/16"	1100 lbs	\$51.10
TW28-30-14K	T-Bar	28 mm	12"	5 1/2"	1 1/8" - 7/16"	1100 lbs	\$51.10
TW28-30-14H	Lever	28 mm	12"	5 1/2"	1 1/8" - 7/16"	1100 lbs	\$87.58



Offset snips, optimized, D29ASS-2

- High grade steel cutting blades with compact cutting head for high manoeuvrability.
- Use 25% less effort with the optimized leverage.
- Right or left cutting versions available.
- HRC up to 61.



	Overall Length	Blade Length	Cutting Capacity (carbon steel)	Price
D29ASS-2	10 1/4"	1 7/8"	18 gauge	\$46.30
D29ASSL-2	10 1/4"	1 7/8"	18 gauge	\$46.30



Industrial arrowhead magnetic square, WMS

- Quality magnetic multi-angle square for fast, simple set-up.



	Pull	Nominal Dimensions	Pre-set Angles
WMS-7	41 lbs	4 3/4" x 3 1/4" x 9/16"	90/45°



Folding utility knife — ABS comfort grip

- Folding and locking blade with belt-clip.
- Thumb cushion for maximum contact pressure.
- Quick blade exchange mechanism and spring blade release.
- Replacement blade compartment and 5 extra blades. Uses standard blades.



	Overall Length	Blade Length	Price
D-BKPH	6 1/4"	2 3/8"	\$22.25



IBEAM Heavy duty steel bar clamps

- Designed for industrial workloads. The IBeam is very stiff – will not bend or twist like other clamps over a long distance.
- For powerful clamping, where strength and straightness over a distance are crucial to hold wood in alignment.
- BESSEY IBeam clamps are ideal for high-demand industrial and institutional woodworking.
- Exceptional strength.
- Nickel plated rail resists corrosion.
- 5 strong, hardened steel clutch plates.
- ACME threaded screws.
- Large handles are easy to grip.

	Clamping Capacity	Throat Depth	Jaw Width	Bar Width	Bar Thickness	Load Capacity	Price
IBEAM24	24"	2"	1 3/4"	1 3/8"	7/16"	7000 lbs	\$43.19
IBEAM30	30"	2"	1 3/4"	1 3/8"	7/16"	7000 lbs	\$44.09
IBEAM36	36"	2"	1 3/4"	1 3/8"	7/16"	7000 lbs	\$44.99
IBEAM48	48"	2"	1 3/4"	1 3/8"	7/16"	7000 lbs	\$49.49



Clutch style bar clamp, GSCC

- Durable powder coated cast-iron fixed and sliding jaws.
- Nickel plated, drawn and serrated rail.
- 2 piece slip-clutch plates keep the jaw sturdy and in place.
- Non-marring protective pads.
- Ergonomic wood handle.

	Clamping Capacity	Throat Depth	Load Limit	Price
GSCC2.512	12"	2 1/2"	600 lbs	\$12.55
GSCC2.524	24"	2 1/2"	600 lbs	\$15.80
GSCC2.536	36"	2 1/2"	600 lbs	\$18.59

FROM 12.55

Angle clamp, WS

- Clear dowels, screw or staples while gluing.
- Holds & aligns material at 90° angles; adjusts automatically to wood thickness.
- Includes TK-6 table mount to hold WS in place.
- 2K composite handle with comfort insert.

	Maximum Clamping Capacity	Max. Passage for T-Joints
WS-3+2K	Both sides-max 4" thick	1 1/8"



Portable Mini-Vise Clamp

- Ideal for holding round, rectangular and odd shaped objects.
- Non-marring glue resistant jaws.
- Can clamp to work surface with the TK-6 table clamps (included).

	Jaw Width	Clamping Capacity
S-10	3 5/8"	4"



35.59



Variable angle strap clamp, VAS

- Strap draws on both sides – clamp any shape with even pressure on all corners.
- High tensile, super strong, woven polyester strap with integrated rewind mechanism.
- 4 pivoting Vario clip corners with twin-tilting pressure pads auto-adjust from 60° to 180° for easy assembly of most multi-angle projects.

	Clamping Capacity	Range of Angle
VAS-23+2K	Up to 23 feet	60° to 180°



39.98

Clippix® ratcheting spring clamps, deep reach, XCRU

- Heavy duty resin construction with deep reach.
- Ratcheting mechanism for quick action and quick release.
- Pivoting jaws for a snug fit.

	Clamping Capacity	Throat Depth	Price
XCRU3	2"	2"	\$9.07
XCRU5	4"	4"	\$11.69



FROM 9.07

Steel spring clamps, XM

- Heavy duty spring, nickel plating to prevent corrosion

	Clamping Capacity	Throat Depth	Price
XM3-NPT	1"	1 1/4"	\$2.69
XM5-NPT	2"	2 1/4"	\$4.18
XM7-NPT	3"	3 1/8"	\$7.24
XM10-NPT	4"	5"	\$13.01



FROM 2.69



Simply better.

Ingenuity

Distributed by:

GearKlamp® bar clamps, GK series Works "BIG" in a small space

The first of it's kind provides a unique clamping solution for difficult set-ups in tight spaces.

- 1 Intelligent design**
Patented mechanism separates spindle from handle for greater clearance.
- 2 Easy to use**
Quick adjust button and quick turn handle for comfortable, strong clamping.
- 3 Ideal for clamping operations...**
In a cramped location. Up against another object. Reaching into or across to clamp.
- 4 BESSEY Strength**
Tempered steel, profiled rail for durability. Secure clamping force up to 450 lbs. Durable construction using fiberglass reinforced polyamide housing.
- 5 Protective caps over grooved grip**
Removeable, protective, pad reveals a grooved section to clamp oddly shaped objects.



FROM
20⁷⁶




	Clamping Capacity	Throat Depth	Clamping Force	Price
GK15	6"	2 3/8"	450 lbs.	\$20.76
GK30	12"	2 3/8"	450 lbs.	\$25.96
GK45	18"	2 3/8"	450 lbs.	\$29.86
GK60	24"	2 3/8"	450 lbs.	\$32.46



Cabinetry clamp, face frames, BES8511


NEW

- Combines the multiple steps of face frame cabinet installation into one easy process.
- Face frame stiles tighten, align, pre-drill and fasten while the clamp is in place.
- Holds individual cabinet edges together while keeping the faces along the joint flush.
- Integrated pilot-hole drilling guide flips out of the way – drive screws to connect the cabinets without removing or repositioning.
- Non-marring felt pads included to protect and cushion points of contact.



29²⁴

	Clamping Capacity	Throat Depth	Jaw Width	Clamping Force
BES8511	4"	1 1/4"	2"	300 - 600 lbs



Newsletter & Offers...

Sign up for news & exclusive offers from BESSEY® by emailing your request to info@besseytools.com

Join us on...

- facebook.com/BesseyToolsNorthAmerica
- instagram.com/besseytools_na/
- twitter.com/BesseyTools
- youtube.com/user/BesseyTools
- besseytools.com

